

SKM 100GB128D



SEMITRANS® 2

SPT IGBT Module


SKM 100GB128D

Features

- SPT = Soft-Punch-Through technology
- V_{CEsat} with positive temperature coefficient
- High short circuit capability, self limiting to $6 \times I_C$

Typical Applications

- AC inverter drives
- UPS
- Electronic welders at f_{sw} up to 20 kHz



GB

Absolute Maximum Ratings		$T_c = 25\text{ °C}$, unless otherwise specified			
Symbol	Conditions	Values			Units
IGBT					
V_{CES}	$T_j = 25\text{ °C}$	1200			V
I_C	$T_j = 150\text{ °C}$	$T_c = 25\text{ °C}$	145		A
		$T_c = 80\text{ °C}$	105		A
I_{CRM}	$I_{CRM} = 2 \times I_{Cnom}$	150			A
V_{GES}		± 20			V
t_{psc}	$V_{CC} = 600\text{ V}; V_{GE} \leq 20\text{ V}; T_j = 125\text{ °C}$ $V_{CES} < 1200\text{ V}$	10			μs
Inverse Diode					
I_F	$T_j = 150\text{ °C}$	$T_{case} = 25\text{ °C}$	95		A
		$T_{case} = 80\text{ °C}$	65		A
I_{FRM}	$I_{FRM} = 2 \times I_{Fnom}$	150			A
I_{FSM}	$t_p = 10\text{ ms}; \text{sin.}$	$T_j = 150\text{ °C}$	720		A
Module					
$I_{t(RMS)}$		200			A
T_{vj}		- 40... + 150			°C
T_{stg}		- 40... + 125			°C
V_{isol}	AC, 1 min.	4000			V

Characteristics		$T_c = 25\text{ °C}$, unless otherwise specified				
Symbol	Conditions	min.	typ.	max.	Units	
IGBT						
$V_{GE(th)}$	$V_{GE} = V_{CE}, I_C = 3\text{ mA}$	4,5	5,5	6,45	V	
I_{CES}	$V_{GE} = 0\text{ V}, V_{CE} = V_{CES}$		0,1	0,3	mA	
V_{CE0}		$T_j = 25\text{ °C}$	1		1,15	V
		$T_j = 125\text{ °C}$	0,9		1,05	V
r_{CE}	$V_{GE} = 15\text{ V}$	$T_j = 25\text{ °C}$	13		16	m Ω
		$T_j = 125\text{ °C}$	16		20	m Ω
$V_{CE(sat)}$	$I_{Cnom} = 75\text{ A}, V_{GE} = 15\text{ V}$	$T_j = 25\text{ °C}_{chiplev.}$	1,9		2,35	V
		$T_j = 125\text{ °C}_{chiplev.}$	2,1		2,55	V
C_{ies}	$V_{CE} = 25, V_{GE} = 0\text{ V}$	$f = 1\text{ MHz}$	6,2		nF	
C_{oes}			0,74		nF	
C_{res}			0,71		nF	
Q_G	$V_{GE} = -8\text{ V} - +20\text{ V}$	860			nC	
R_{Gint}	$T_j = 25\text{ °C}$	5			Ω	
$t_{d(on)}$	$R_{Gon} = 4,7\ \Omega$	$V_{CC} = 600\text{ V}$ $I_C = 75\text{ A}$	175		ns	
t_r			38		ns	
E_{on}	$R_{Goff} = 4,7\ \Omega$	$T_j = 125\text{ °C}$ $V_{GE} = \pm 15\text{ V}$	9		mJ	
$t_{d(off)}$			370		ns	
t_f			65		ns	
E_{off}			7,5		mJ	
$R_{th(j-c)}$	per IGBT	0,21			K/W	



SEMITRANS® 2

SPT IGBT Module

SKM 100GB128D

Features

- SPT = Soft-Punch-Through technology
- V_{CEsat} with positive temperature coefficient
- High short circuit capability, self limiting to $6 \times I_c$

Typical Applications

- AC inverter drives
- UPS
- Electronic welders at f_{sw} up to 20 kHz



GB

Characteristics			min.	typ.	max.	Units
Inverse Diode						
$V_F = V_{EC}$	$I_{Fnom} = 75 \text{ A}; V_{GE} = 0 \text{ V}$	$T_j = 25 \text{ }^\circ\text{C}_{chiplev.}$		2	2,5	V
		$T_j = 125 \text{ }^\circ\text{C}_{chiplev.}$		1,8		V
V_{F0}		$T_j = 25 \text{ }^\circ\text{C}$		1,1	1,2	V
r_F		$T_j = 25 \text{ }^\circ\text{C}$		12	17,3	mΩ
I_{RRM}	$I_F = 75 \text{ A}$	$T_j = 125 \text{ }^\circ\text{C}$		88		A
Q_{rr}	$di/dt = 2800 \text{ A}/\mu\text{s}$			13		μC
E_{rr}	$V_{GE} = -15 \text{ V}; V_{CC} = 600 \text{ V}$			3,9		mJ
$R_{th(j-c)D}$	per diode				0,5	K/W
Module						
L_{CE}					30	nH
R_{CC+EE}	res., terminal-chip	$T_{case} = 25 \text{ }^\circ\text{C}$		0,75		mΩ
		$T_{case} = 125 \text{ }^\circ\text{C}$		1		mΩ
$R_{th(c-s)}$	per module				0,05	K/W
M_s	to heat sink M6			3	5	Nm
M_t	to terminals M5			2,5	5	Nm
w					160	g

This is an electrostatic discharge sensitive device (ESDS), international standard IEC 60747-1, Chapter IX.

This technical information specifies semiconductor devices but promises no characteristics. No warranty or guarantee expressed or implied is made regarding delivery, performance or suitability.

SKM 100GB128D



SEMITRANS® 2

SPT IGBT Module

SKM 100GB128D

Features

- SPT = Soft-Punch-Through technology
- V_{CEsat} with positive temperature coefficient
- High short circuit capability, self limiting to $6 \times I_c$

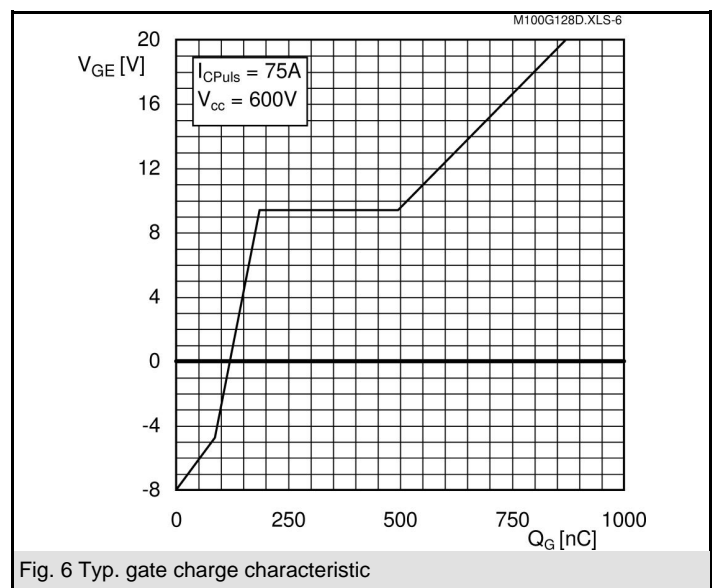
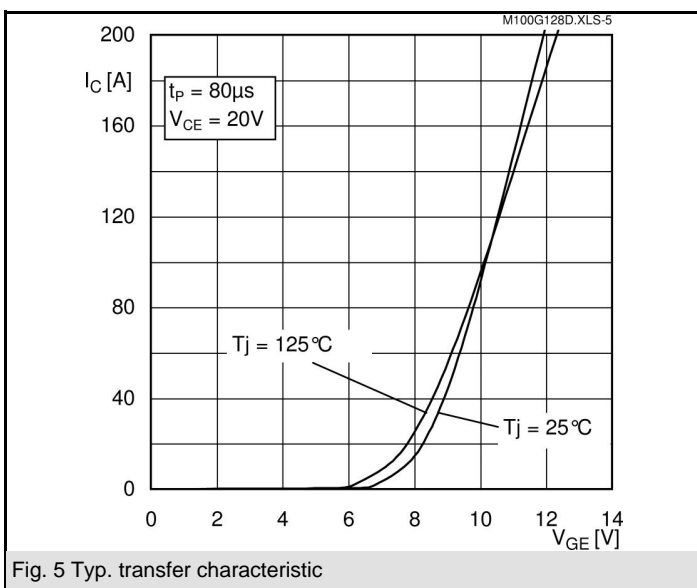
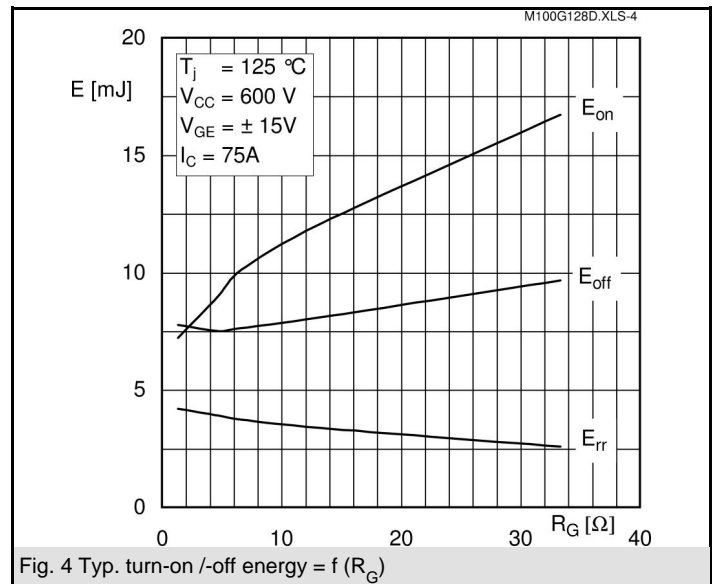
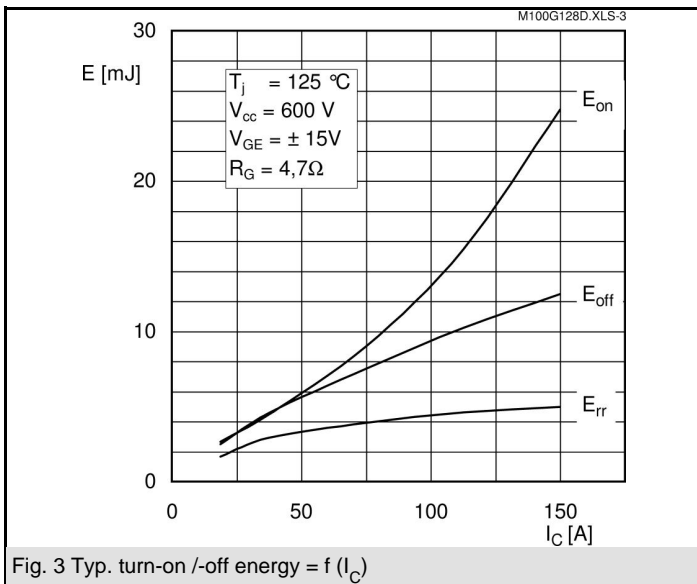
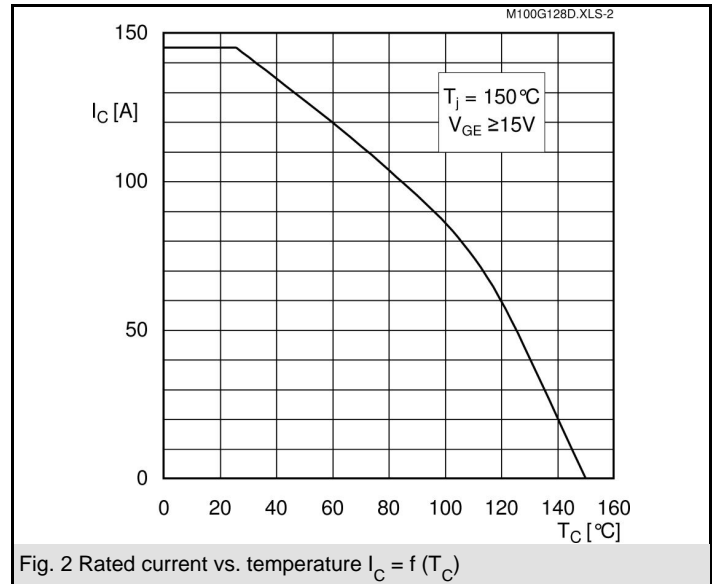
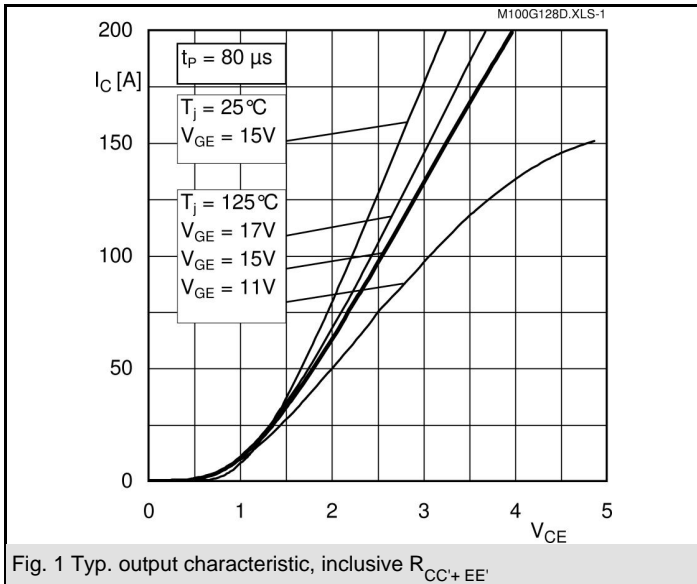
Typical Applications

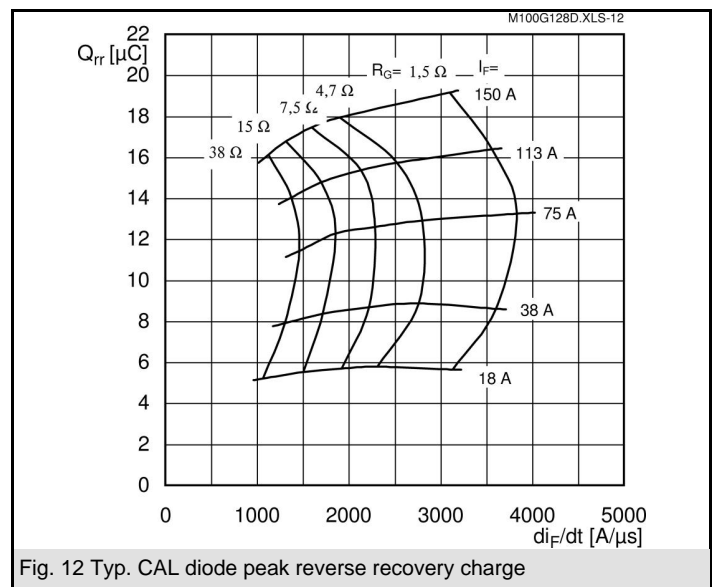
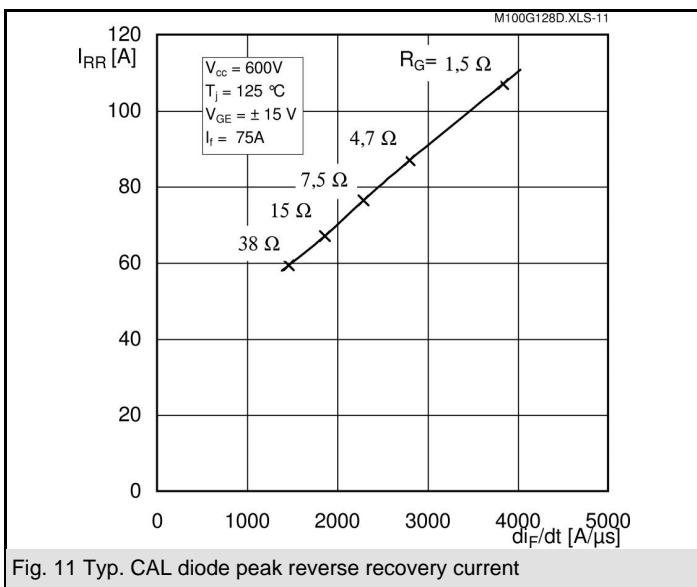
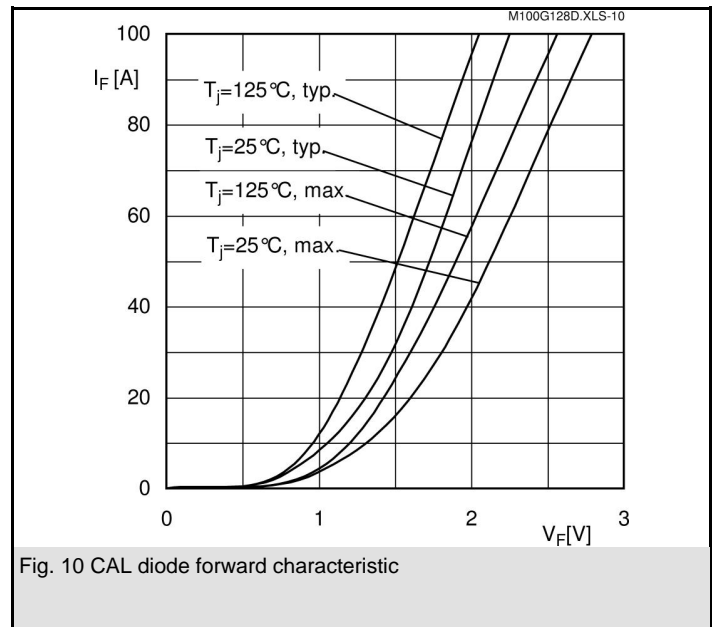
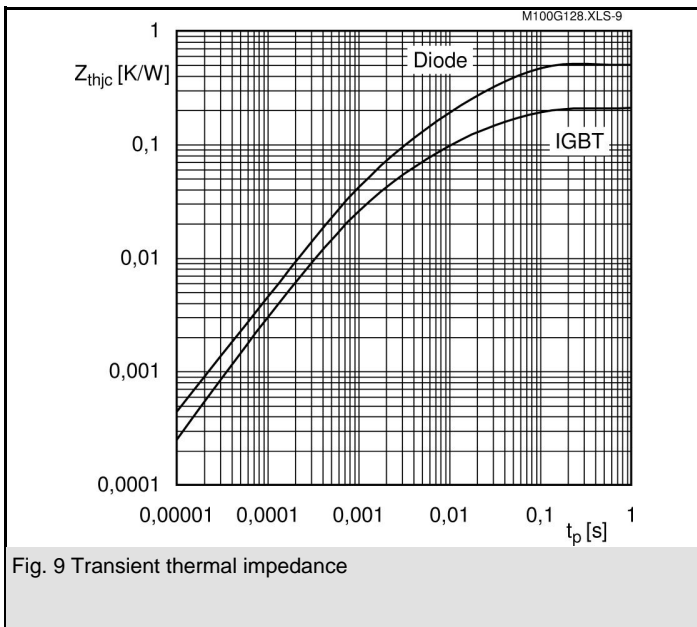
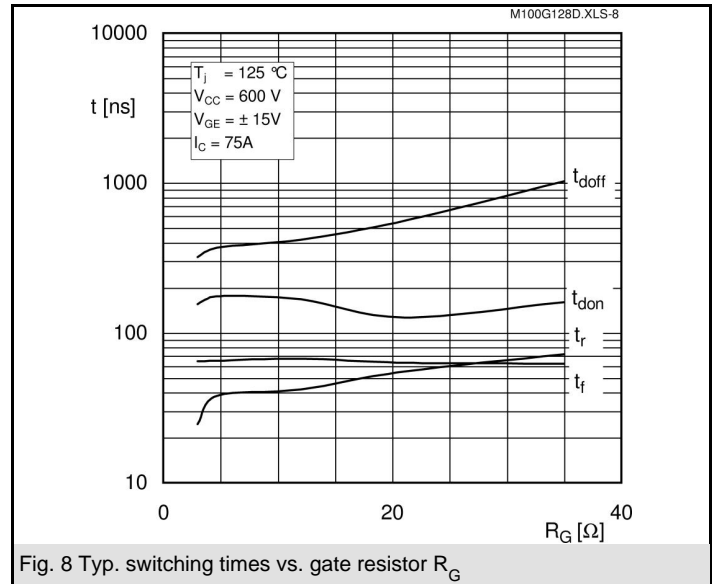
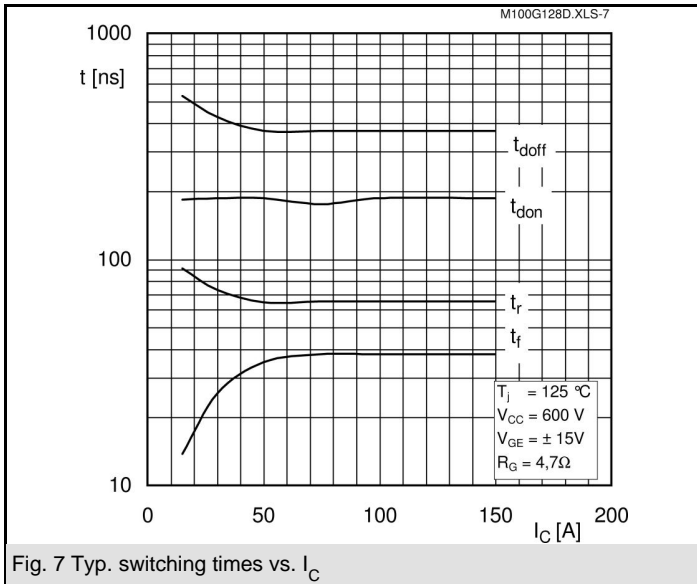
- AC inverter drives
- UPS
- Electronic welders at f_{sw} up to 20 kHz

Z_{th}		Conditions	Values	Units
$Z_{th(j-c)I}$				
$R_{\theta j-c}$	$i = 1$		114	mk/W
$R_{\theta j-c}$	$i = 2$		71	mk/W
$R_{\theta j-c}$	$i = 3$		22	mk/W
$R_{\theta j-c}$	$i = 4$		3	mk/W
$\tau_{\theta j-c}$	$i = 1$		0,054	s
$\tau_{\theta j-c}$	$i = 2$		0,0115	s
$\tau_{\theta j-c}$	$i = 3$		0,0012	s
$\tau_{\theta j-c}$	$i = 4$		0,001	s
$Z_{th(j-c)D}$				
$R_{\theta j-c}$	$i = 1$		300	mk/W
$R_{\theta j-c}$	$i = 2$		160	mk/W
$R_{\theta j-c}$	$i = 3$		35,5	mk/W
$R_{\theta j-c}$	$i = 4$		4,5	mk/W
$\tau_{\theta j-c}$	$i = 1$		0,054	s
$\tau_{\theta j-c}$	$i = 2$		0,0071	s
$\tau_{\theta j-c}$	$i = 3$		0,0017	s
$\tau_{\theta j-c}$	$i = 4$		0,005	s



GB





SKM 100GB128D

UL Regognized

CASED61

File no. E 63 532



Case D 61



GB

Case D 61