

## Main

Range of product	Zelio Relay
Series name	Slim interface relay
Product or component type	Plug-in relay
Device short name	RSL
Contacts type and composition	1 C/O
Contacts operation	Standard
Control circuit voltage	24 V DC
[Ithe] conventional enclosed thermal current	6 A at <= 55 °C
Status LED	Without
Control type	Without pushbutton

## Complementary

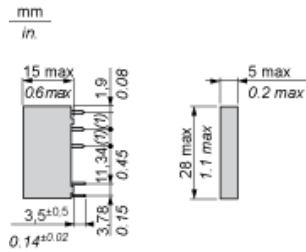
Shape of pin	Flat (PCB type)
Average resistance	3390 Ohm (DC) at 23 °C +/- 10 %
Rated operational voltage limits	16.8...33.6 V DC
[Ui] rated insulation voltage	250 V conforming to EN/IEC
[Uimp] rated impulse withstand voltage	6 kV conforming to IEC
Contacts material	Silver alloy (AgSnO2)
[Ie] rated operational current	6 A (AC-1/DC-1) conforming to IEC/UL
Minimum switching current	100 mA
Maximum switching voltage	300 V DC 400 V AC
Minimum switching voltage	12 V
Maximum switching capacity	1500 VA (AC) 18...150 W (DC)
Minimum switching capacity	120 mW
Operating rate	<= 1200 cyc/mn (no-load) <= 6 cyc/mn (under load)
Mechanical durability	10000000 cycles
Electrical durability	50000 cycles for inductive load (3 A at 250 V, AC-15) NO 60000...2000000 cycles for resistive load (0.5...6 A at 250 V, AC-1)
Operating time	12 ms (between coil energisation and making of the On-delay contact)DC 5 ms (between coil de-energisation and making of the Off-delay contact)DC
Protection category	RT III
Operating position	Any position
CAD overall width	5 mm
CAD overall height	28 mm
CAD overall depth	18.5 mm
Terminals description ISO n°1	(11-12-14)OC (A1-A2)CO
Product weight	0.006 kg
Load current	6 A at 250 V AC for 0.5 mm mounting distance
Average consumption	DC: 0.17 W
Drop-out voltage threshold	>= 0.05 U <sub>c</sub> (DC)

## Environment

Dielectric strength	1000 V AC (between contacts) 4000 V AC (between coil and contact)
Standards	CSA C22-2 No 14 EN/IEC 61810-1 UL 508
Product certifications	CSA GOST UL
Ambient air temperature for storage	-40...70 °C
Vibration resistance	10 gn (f = 10...150 Hz)not operating conforming to EN/IEC 60068-2-6 5 gn (f = 10...150 Hz)in operation conforming to EN/IEC 60068-2-6
IP degree of protection	IP40 conforming to EN/IEC 60529
Shock resistance	10 gn (on opening) conforming to EN/IEC 60068-2-27 5 gn (on closing) conforming to EN/IEC 60068-2-27
Ambient air temperature for operation	-40...55 °C (AC)
RoHS EUR status	Compliant
RoHS EUR conformity date	0928

Relay for Customer Assembly

Relay with Flat, Reinforced Pins (PCB Type)



(1): 5.04 mm / 0.19 in.

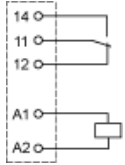
---

## Relay for Customer Assembly

---

Relay with Flat, Reinforced Pins (PCB Type)

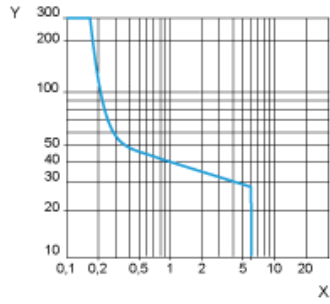
1 C/O contact



RSL Slim Interface Relays

Maximum Switching Capacity on DC Load

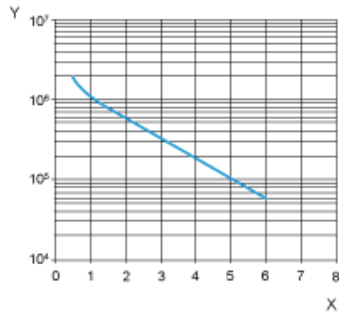
Resistive load



X DC Current  
Y DC Voltage

Electrical Durability

250 Vac Resistive load



X Switching current (A)  
Y Cycles